

### Survey Response Counts

#### Section: Purpose and Direction

Question / Institution			Strongly Agree		Agree		Neutral		Disagree		Strongly Disagree		Not Applicable		Total	
			#	%	#	%	#	%	#	%	#	%	#	%	#	%
1. Our school's purpose statement is clearly focused on student success.	Allen Park Elementary School	Average Score	158	59.4%	88	33.08%	14	5.26%	4	1.5%	1	0.38%	1	0.38%	266	100%
		4.48	158	59.4%	88	33.08%	14	5.26%	4	1.5%	1	0.38%	1	0.38%	266	100%
	Total	158	59.4%	88	33.08%	14	5.26%	4	1.5%	1	0.38%	1	0.38%	266	100%	
2. Our school's purpose statement is formally reviewed and revised with involvement from parents.	Allen Park Elementary School	Average Score	97	36.47%	94	35.34%	48	18.05%	19	7.14%	1	0.38%	7	2.63%	266	100%
		3.92	97	36.47%	94	35.34%	48	18.05%	19	7.14%	1	0.38%	7	2.63%	266	100%
	Total	97	36.47%	94	35.34%	48	18.05%	19	7.14%	1	0.38%	7	2.63%	266	100%	
3. Our school has established goals and a plan for improving student learning.	Allen Park Elementary School	Average Score	130	48.87%	103	38.72%	24	9.02%	4	1.5%	3	1.13%	2	0.75%	266	100%
		4.3	130	48.87%	103	38.72%	24	9.02%	4	1.5%	3	1.13%	2	0.75%	266	100%
	Total	130	48.87%	103	38.72%	24	9.02%	4	1.5%	3	1.13%	2	0.75%	266	100%	
Total			385	48.25%	285	35.71%	86	10.78%	27	3.38%	5	0.63%	10	1.25%	798	100%

#### Section: Governance and Leadership

Question / Institution			Strongly Agree		Agree		Neutral		Disagree		Strongly Disagree		Not Applicable		Total	
			#	%	#	%	#	%	#	%	#	%	#	%	#	%
4. Our school's governing body operates responsibly and functions effectively.	Allen Park Elementary School	Average Score	93	36.05%	115	44.57%	34	13.18%	10	3.88%	2	0.78%	4	1.55%	258	100%
		4.07	93	36.05%	115	44.57%	34	13.18%	10	3.88%	2	0.78%	4	1.55%	258	100%
	Total	93	36.05%	115	44.57%	34	13.18%	10	3.88%	2	0.78%	4	1.55%	258	100%	
5. Our school's governing body does not interfere with the operation or leadership of our school.	Allen Park Elementary School	Average Score	67	25.97%	92	35.66%	81	31.4%	9	3.49%	1	0.39%	8	3.1%	258	100%
		3.74	67	25.97%	92	35.66%	81	31.4%	9	3.49%	1	0.39%	8	3.1%	258	100%
	Total	67	25.97%	92	35.66%	81	31.4%	9	3.49%	1	0.39%	8	3.1%	258	100%	

Question / Institution			Strongly Agree		Agree		Neutral		Disagree		Strongly Disagree		Not Applicable		Total	
			#	%	#	%	#	%	#	%	#	%	#	%	#	%
6. Our school has high expectations for students in all classes.	Allen Park Elementary School	Average Score	164	63.57%	76	29.46%	15	5.81%	2	0.78%	1	0.39%	0	0%	258	100%
		4.55	164	63.57%	76	29.46%	15	5.81%	2	0.78%	1	0.39%	0	0%	258	100%
	Total	164	63.57%	76	29.46%	15	5.81%	2	0.78%	1	0.39%	0	0%	258	100%	
7. Our school shares responsibility for student learning with its stakeholders.	Allen Park Elementary School	Average Score	103	39.92%	108	41.86%	26	10.08%	10	3.88%	1	0.39%	10	3.88%	258	100%
		4.05	103	39.92%	108	41.86%	26	10.08%	10	3.88%	1	0.39%	10	3.88%	258	100%
	Total	103	39.92%	108	41.86%	26	10.08%	10	3.88%	1	0.39%	10	3.88%	258	100%	
8. Our school communicates effectively about the school's goals and activities.	Allen Park Elementary School	Average Score	122	47.29%	105	40.7%	21	8.14%	8	3.1%	2	0.78%	0	0%	258	100%
		4.31	122	47.29%	105	40.7%	21	8.14%	8	3.1%	2	0.78%	0	0%	258	100%
	Total	122	47.29%	105	40.7%	21	8.14%	8	3.1%	2	0.78%	0	0%	258	100%	
9. Our school provides opportunities for stakeholders to be involved in the school.	Allen Park Elementary School	Average Score	114	44.19%	103	39.92%	29	11.24%	2	0.78%	2	0.78%	8	3.1%	258	100%
		4.17	114	44.19%	103	39.92%	29	11.24%	2	0.78%	2	0.78%	8	3.1%	258	100%
	Total	114	44.19%	103	39.92%	29	11.24%	2	0.78%	2	0.78%	8	3.1%	258	100%	
Total			663	42.83%	599	38.7%	206	13.31%	41	2.65%	9	0.58%	30	1.94%	1,548	100%

Section: Teaching and Assessing for Learning

Question / Institution			Strongly Agree		Agree		Neutral		Disagree		Strongly Disagree		Not Applicable		Total	
			#	%	#	%	#	%	#	%	#	%	#	%	#	%
10. All of my child's teachers provide an equitable curriculum that meets his/her learning needs.	Allen Park Elementary School	Average Score	118	47.97%	92	37.4%	14	5.69%	17	6.91%	5	2.03%	0	0%	246	100%
		4.22	118	47.97%	92	37.4%	14	5.69%	17	6.91%	5	2.03%	0	0%	246	100%
	Total	118	47.97%	92	37.4%	14	5.69%	17	6.91%	5	2.03%	0	0%	246	100%	
11. All of my child's teachers give work that challenges my child.	Allen Park Elementary School	Average Score	127	51.63%	87	35.37%	14	5.69%	14	5.69%	4	1.63%	0	0%	246	100%
		4.3	127	51.63%	87	35.37%	14	5.69%	14	5.69%	4	1.63%	0	0%	246	100%
	Total	127	51.63%	87	35.37%	14	5.69%	14	5.69%	4	1.63%	0	0%	246	100%	
12. All of my child's teachers use a variety of teaching strategies and learning activities.	Allen Park Elementary School	Average Score	127	51.63%	89	36.18%	17	6.91%	10	4.07%	2	0.81%	1	0.41%	246	100%
		4.33	127	51.63%	89	36.18%	17	6.91%	10	4.07%	2	0.81%	1	0.41%	246	100%
	Total	127	51.63%	89	36.18%	17	6.91%	10	4.07%	2	0.81%	1	0.41%	246	100%	

Question / Institution			Strongly Agree		Agree		Neutral		Disagree		Strongly Disagree		Not Applicable		Total	
			#	%	#	%	#	%	#	%	#	%	#	%	#	%
13. All of my child's teachers meet his/her learning needs by individualizing instruction.	Allen Park Elementary School	Average Score	98	39.84%	83	33.74%	32	13.01%	25	10.16%	6	2.44%	2	0.81%	246	100%
		3.96	98	39.84%	83	33.74%	32	13.01%	25	10.16%	6	2.44%	2	0.81%	246	100%
	Total	98	39.84%	83	33.74%	32	13.01%	25	10.16%	6	2.44%	2	0.81%	246	100%	
14. All of my child's teachers work as a team to help my child learn.	Allen Park Elementary School	Average Score	120	48.78%	75	30.49%	29	11.79%	11	4.47%	3	1.22%	8	3.25%	246	100%
		4.11	120	48.78%	75	30.49%	29	11.79%	11	4.47%	3	1.22%	8	3.25%	246	100%
	Total	120	48.78%	75	30.49%	29	11.79%	11	4.47%	3	1.22%	8	3.25%	246	100%	
15. All of my child's teachers help me to understand my child's progress.	Allen Park Elementary School	Average Score	128	52.03%	84	34.15%	14	5.69%	16	6.5%	4	1.63%	0	0%	246	100%
		4.28	128	52.03%	84	34.15%	14	5.69%	16	6.5%	4	1.63%	0	0%	246	100%
	Total	128	52.03%	84	34.15%	14	5.69%	16	6.5%	4	1.63%	0	0%	246	100%	
16. All of my child's teachers keep me informed regularly of how my child is being graded.	Allen Park Elementary School	Average Score	127	51.63%	85	34.55%	18	7.32%	12	4.88%	4	1.63%	0	0%	246	100%
		4.3	127	51.63%	85	34.55%	18	7.32%	12	4.88%	4	1.63%	0	0%	246	100%
	Total	127	51.63%	85	34.55%	18	7.32%	12	4.88%	4	1.63%	0	0%	246	100%	
17. All of my child's teachers report on my child's progress in easy to understand language.	Allen Park Elementary School	Average Score	138	56.1%	89	36.18%	12	4.88%	6	2.44%	1	0.41%	0	0%	246	100%
		4.45	138	56.1%	89	36.18%	12	4.88%	6	2.44%	1	0.41%	0	0%	246	100%
	Total	138	56.1%	89	36.18%	12	4.88%	6	2.44%	1	0.41%	0	0%	246	100%	
18. My child sees a relationship between what is being taught and his/her everyday life.	Allen Park Elementary School	Average Score	88	35.77%	117	47.56%	28	11.38%	12	4.88%	1	0.41%	0	0%	246	100%
		4.13	88	35.77%	117	47.56%	28	11.38%	12	4.88%	1	0.41%	0	0%	246	100%
	Total	88	35.77%	117	47.56%	28	11.38%	12	4.88%	1	0.41%	0	0%	246	100%	
19. My child knows the expectations for learning in all classes.	Allen Park Elementary School	Average Score	122	49.59%	108	43.9%	11	4.47%	3	1.22%	1	0.41%	1	0.41%	246	100%
		4.4	122	49.59%	108	43.9%	11	4.47%	3	1.22%	1	0.41%	1	0.41%	246	100%
	Total	122	49.59%	108	43.9%	11	4.47%	3	1.22%	1	0.41%	1	0.41%	246	100%	
20. My child has at least one adult advocate in the school.	Allen Park Elementary School	Average Score	96	39.18%	97	39.59%	33	13.47%	8	3.27%	2	0.82%	9	3.67%	245	100%
		4.02	96	39.18%	97	39.59%	33	13.47%	8	3.27%	2	0.82%	9	3.67%	245	100%
	Total	96	39.18%	97	39.59%	33	13.47%	8	3.27%	2	0.82%	9	3.67%	245	100%	
21. My child is given multiple assessments to measure his/her understanding of what was taught.	Allen Park Elementary School	Average Score	105	42.68%	112	45.53%	14	5.69%	14	5.69%	1	0.41%	0	0%	246	100%
		4.24	105	42.68%	112	45.53%	14	5.69%	14	5.69%	1	0.41%	0	0%	246	100%
	Total	105	42.68%	112	45.53%	14	5.69%	14	5.69%	1	0.41%	0	0%	246	100%	

Question / Institution			Strongly Agree		Agree		Neutral		Disagree		Strongly Disagree		Not Applicable		Total	
			#	%	#	%	#	%	#	%	#	%	#	%	#	%
22. My child has up-to-date computers and other technology to learn.	Allen Park Elementary School	Average Score	116	47.15%	110	44.72%	13	5.28%	5	2.03%	2	0.81%	0	0%	246	100%
		4.35	116	47.15%	110	44.72%	13	5.28%	5	2.03%	2	0.81%	0	0%	246	100%
	Total	116	47.15%	110	44.72%	13	5.28%	5	2.03%	2	0.81%	0	0%	246	100%	
23. My child has access to support services based on his/her identified needs.	Allen Park Elementary School	Average Score	94	38.21%	98	39.84%	34	13.82%	5	2.03%	3	1.22%	12	4.88%	246	100%
		3.97	94	38.21%	98	39.84%	34	13.82%	5	2.03%	3	1.22%	12	4.88%	246	100%
	Total	94	38.21%	98	39.84%	34	13.82%	5	2.03%	3	1.22%	12	4.88%	246	100%	
Total			1,604	46.59%	1,326	38.51%	283	8.22%	158	4.59%	39	1.13%	33	0.96%	3,443	100%

Section: Resources and Support Systems

Question / Institution			Strongly Agree		Agree		Neutral		Disagree		Strongly Disagree		Not Applicable		Total	
			#	%	#	%	#	%	#	%	#	%	#	%	#	%
24. Our school provides qualified staff members to support student learning.	Allen Park Elementary School	Average Score	113	47.48%	111	46.64%	12	5.04%	1	0.42%	1	0.42%	0	0%	238	100%
		4.4	113	47.48%	111	46.64%	12	5.04%	1	0.42%	1	0.42%	0	0%	238	100%
	Total	113	47.48%	111	46.64%	12	5.04%	1	0.42%	1	0.42%	0	0%	238	100%	
25. Our school provides an adequate supply of learning resources that are current and in good condition.	Allen Park Elementary School	Average Score	113	47.48%	108	45.38%	14	5.88%	2	0.84%	1	0.42%	0	0%	238	100%
		4.39	113	47.48%	108	45.38%	14	5.88%	2	0.84%	1	0.42%	0	0%	238	100%
	Total	113	47.48%	108	45.38%	14	5.88%	2	0.84%	1	0.42%	0	0%	238	100%	
26. Our school provides a safe learning environment.	Allen Park Elementary School	Average Score	141	59.24%	91	38.24%	3	1.26%	3	1.26%	0	0%	0	0%	238	100%
		4.55	141	59.24%	91	38.24%	3	1.26%	3	1.26%	0	0%	0	0%	238	100%
	Total	141	59.24%	91	38.24%	3	1.26%	3	1.26%	0	0%	0	0%	238	100%	
27. Our school provides students with access to a variety of information resources to support their learning.	Allen Park Elementary School	Average Score	119	50%	101	42.44%	14	5.88%	3	1.26%	1	0.42%	0	0%	238	100%
		4.4	119	50%	101	42.44%	14	5.88%	3	1.26%	1	0.42%	0	0%	238	100%
	Total	119	50%	101	42.44%	14	5.88%	3	1.26%	1	0.42%	0	0%	238	100%	

Question / Institution			Strongly Agree		Agree		Neutral		Disagree		Strongly Disagree		Not Applicable		Total	
			#	%	#	%	#	%	#	%	#	%	#	%	#	%
28. Our school provides excellent support services (e.g., counseling, and/or career planning).	Allen Park Elementary School	Average Score	76	32.07%	80	33.76%	49	20.68%	11	4.64%	3	1.27%	18	7.59%	237	100%
		3.68	76	32.07%	80	33.76%	49	20.68%	11	4.64%	3	1.27%	18	7.59%	237	100%
	Total	76	32.07%	80	33.76%	49	20.68%	11	4.64%	3	1.27%	18	7.59%	237	100%	
29. Our school provides opportunities for students to participate in activities that interest them.	Allen Park Elementary School	Average Score	75	31.51%	101	42.44%	36	15.13%	19	7.98%	5	2.1%	2	0.84%	238	100%
		3.91	75	31.51%	101	42.44%	36	15.13%	19	7.98%	5	2.1%	2	0.84%	238	100%
	Total	75	31.51%	101	42.44%	36	15.13%	19	7.98%	5	2.1%	2	0.84%	238	100%	
30. Our school ensures that the facilities support student learning.	Allen Park Elementary School	Average Score	105	44.12%	119	50%	11	4.62%	2	0.84%	1	0.42%	0	0%	238	100%
		4.37	105	44.12%	119	50%	11	4.62%	2	0.84%	1	0.42%	0	0%	238	100%
	Total	105	44.12%	119	50%	11	4.62%	2	0.84%	1	0.42%	0	0%	238	100%	
31. Our school ensures the effective use of financial resources.	Allen Park Elementary School	Average Score	83	34.87%	102	42.86%	40	16.81%	5	2.1%	1	0.42%	7	2.94%	238	100%
		4.01	83	34.87%	102	42.86%	40	16.81%	5	2.1%	1	0.42%	7	2.94%	238	100%
	Total	83	34.87%	102	42.86%	40	16.81%	5	2.1%	1	0.42%	7	2.94%	238	100%	
32. Our school ensures that instructional time is protected and interruptions are minimized.	Allen Park Elementary School	Average Score	103	43.28%	111	46.64%	23	9.66%	1	0.42%	0	0%	0	0%	238	100%
		4.33	103	43.28%	111	46.64%	23	9.66%	1	0.42%	0	0%	0	0%	238	100%
	Total	103	43.28%	111	46.64%	23	9.66%	1	0.42%	0	0%	0	0%	238	100%	
Total			928	43.34%	924	43.16%	202	9.43%	47	2.2%	13	0.61%	27	1.26%	2,141	100%

Section: Using Results for Continuous Improvement

Question / Institution			Strongly Agree		Agree		Neutral		Disagree		Strongly Disagree		Not Applicable		Total	
			#	%	#	%	#	%	#	%	#	%	#	%	#	%
33. Our school ensures that all staff members monitor and report the achievement of school goals.	Allen Park Elementary School	Average Score	101	42.8%	106	44.92%	27	11.44%	1	0.42%	1	0.42%	0	0%	236	100%
		4.29	101	42.8%	106	44.92%	27	11.44%	1	0.42%	1	0.42%	0	0%	236	100%
	Total	101	42.8%	106	44.92%	27	11.44%	1	0.42%	1	0.42%	0	0%	236	100%	

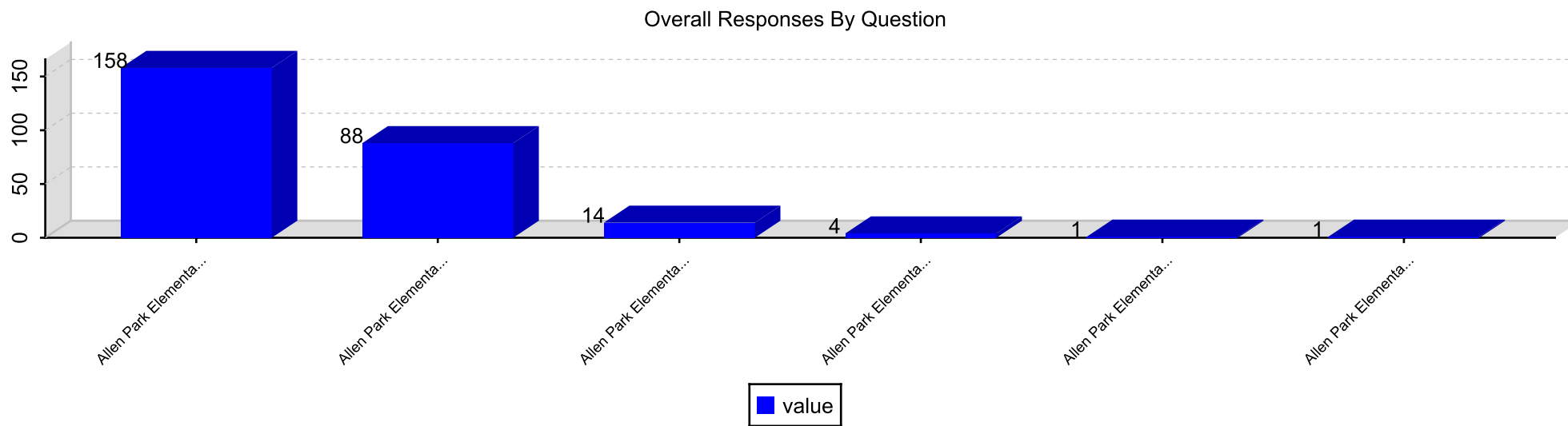
Question / Institution			Strongly Agree		Agree		Neutral		Disagree		Strongly Disagree		Not Applicable		Total	
			#	%	#	%	#	%	#	%	#	%	#	%	#	%
34. My child is prepared for success in the next school year.	Allen Park Elementary School	Average Score	117	49.58%	87	36.86%	24	10.17%	5	2.12%	2	0.85%	1	0.42%	236	100%
		4.31	117	49.58%	87	36.86%	24	10.17%	5	2.12%	2	0.85%	1	0.42%	236	100%
	Total	117	49.58%	87	36.86%	24	10.17%	5	2.12%	2	0.85%	1	0.42%	236	100%	
35. My child has administrators and teachers that monitor and inform me of his/her learning progress.	Allen Park Elementary School	Average Score	114	48.31%	94	39.83%	21	8.9%	6	2.54%	1	0.42%	0	0%	236	100%
		4.33	114	48.31%	94	39.83%	21	8.9%	6	2.54%	1	0.42%	0	0%	236	100%
	Total	114	48.31%	94	39.83%	21	8.9%	6	2.54%	1	0.42%	0	0%	236	100%	
Total			332	46.89%	287	40.54%	72	10.17%	12	1.69%	4	0.56%	1	0.14%	708	100%

**Responses By Section and Question**

Section: Purpose and Direction

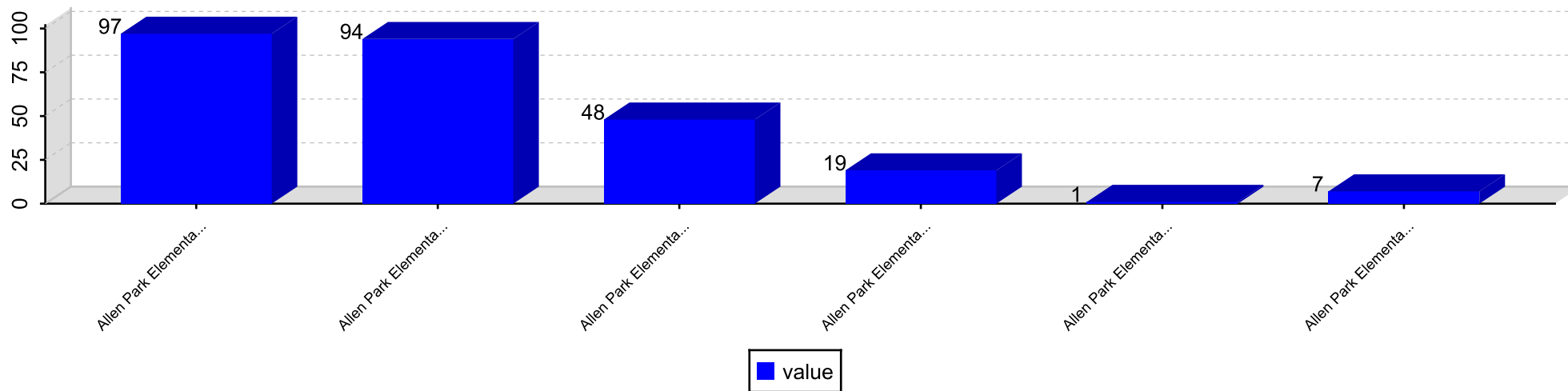
**Responses By Question**

Question 1. Our school's purpose statement is clearly focused on student success.



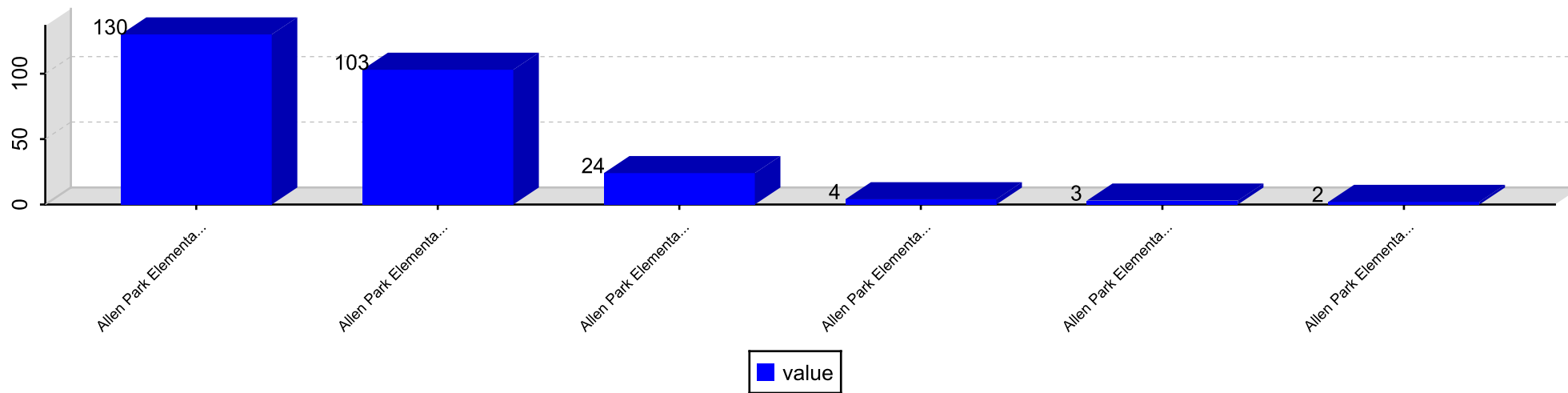
Question 2. Our school's purpose statement is formally reviewed and revised with involvement from parents.

Overall Responses By Question



Question 3. Our school has established goals and a plan for improving student learning.

Overall Responses By Question

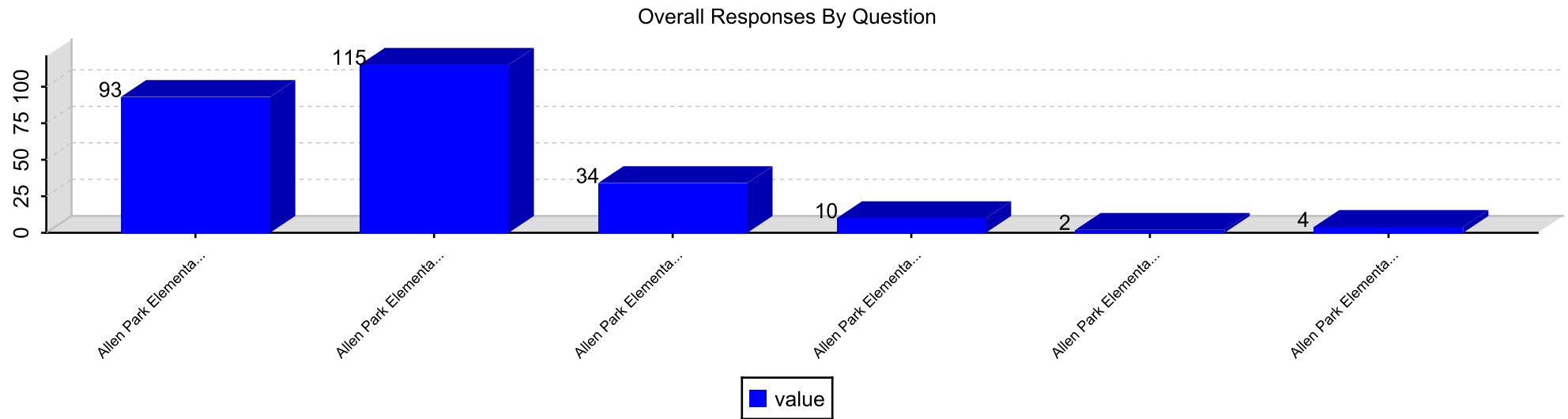




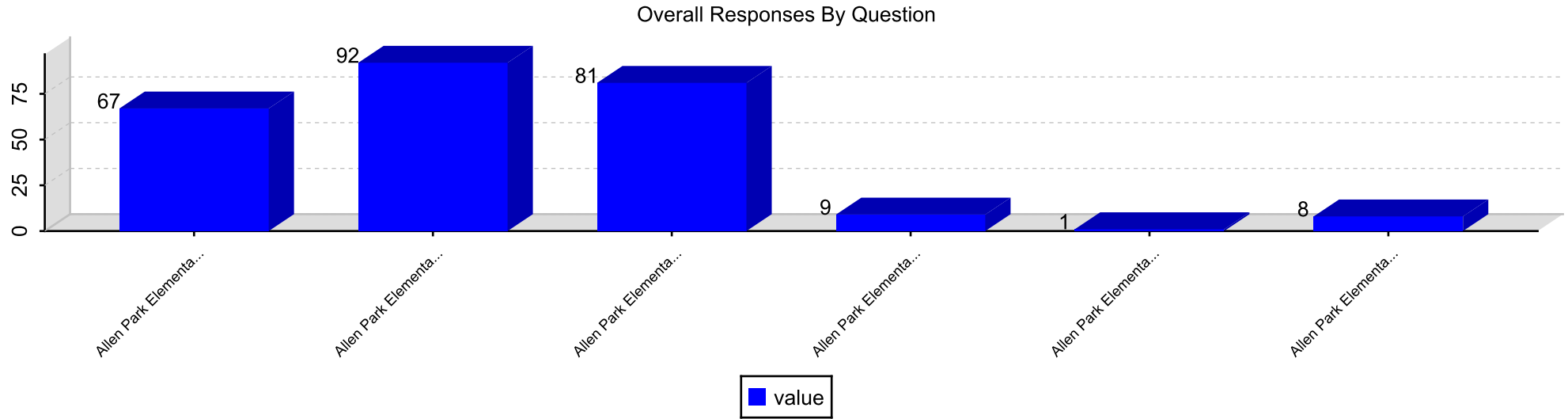
Section: Governance and Leadership

Responses By Question

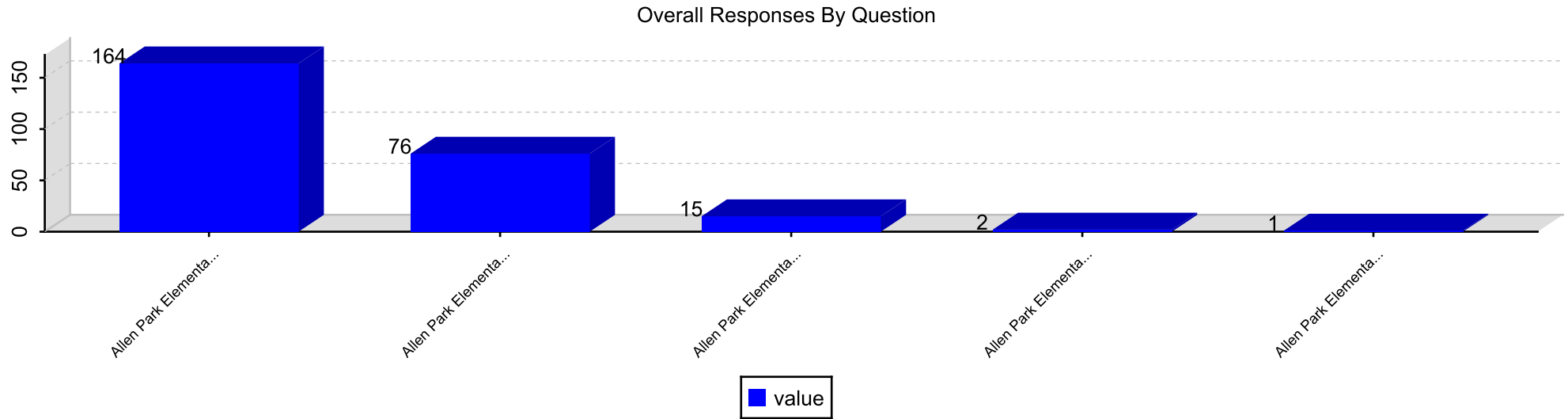
Question 4. Our school's governing body operates responsibly and functions effectively.



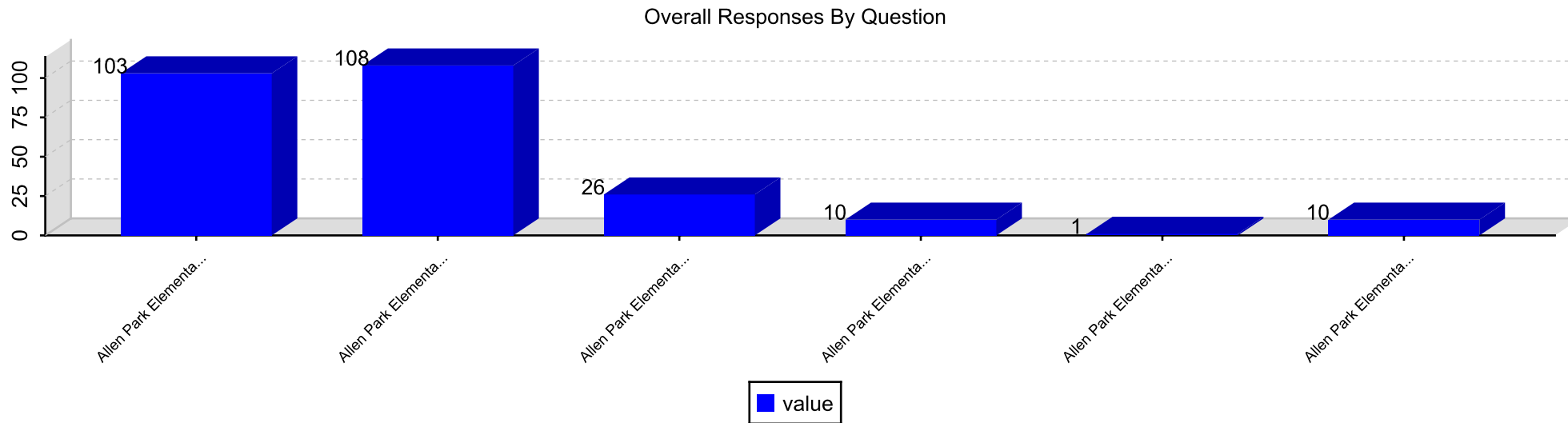
Question 5. Our school's governing body does not interfere with the operation or leadership of our school.



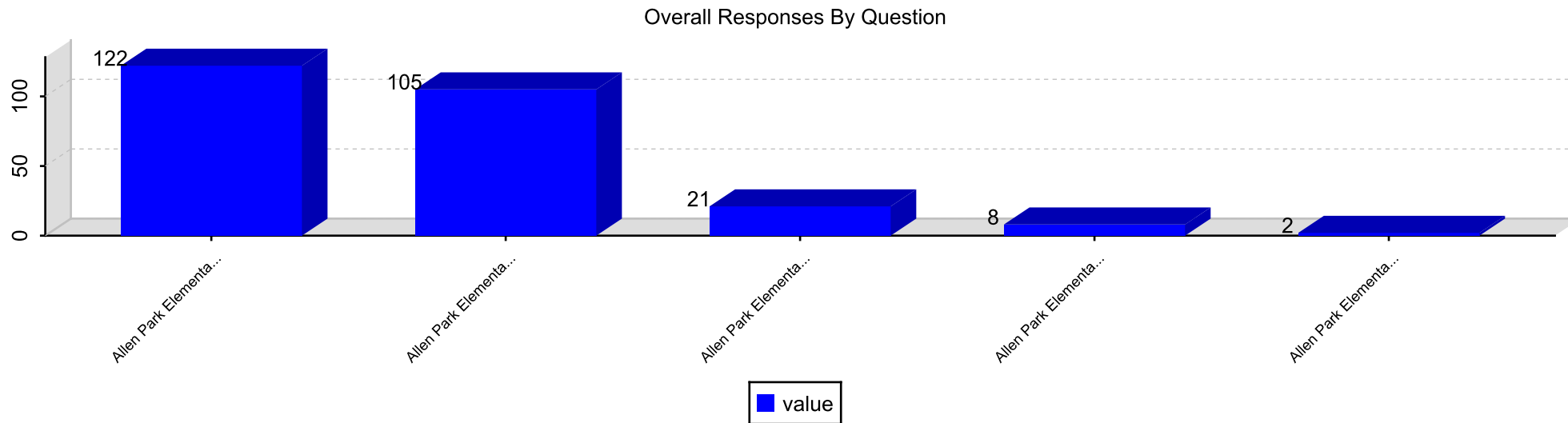
Question 6. Our school has high expectations for students in all classes.



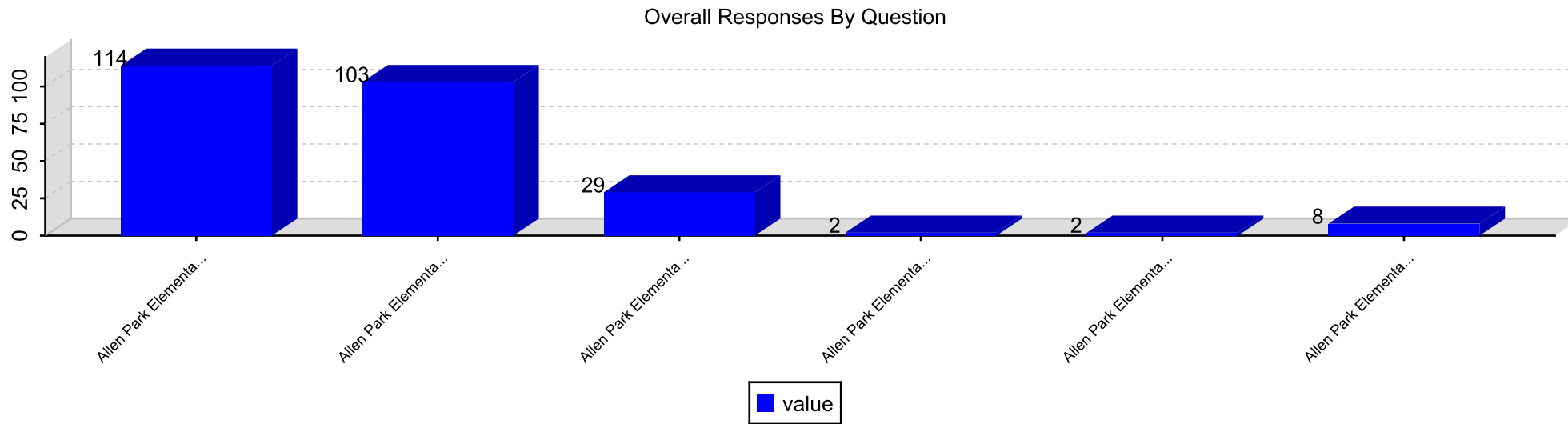
Question 7. Our school shares responsibility for student learning with its stakeholders.



Question 8. Our school communicates effectively about the school's goals and activities.



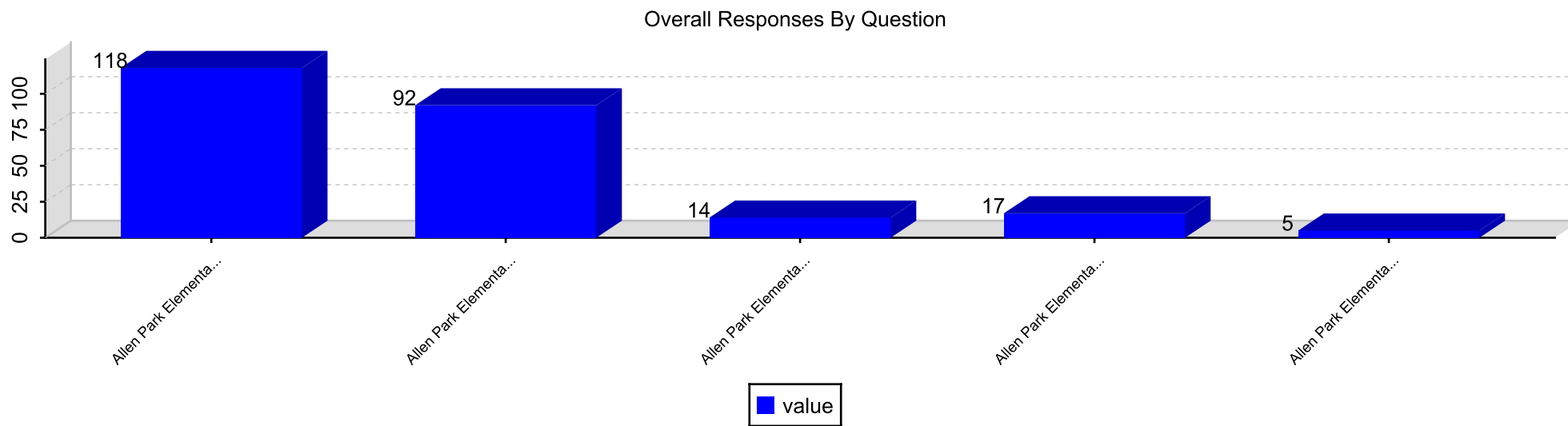
Question 9. Our school provides opportunities for stakeholders to be involved in the school.



Section: Teaching and Assessing for Learning

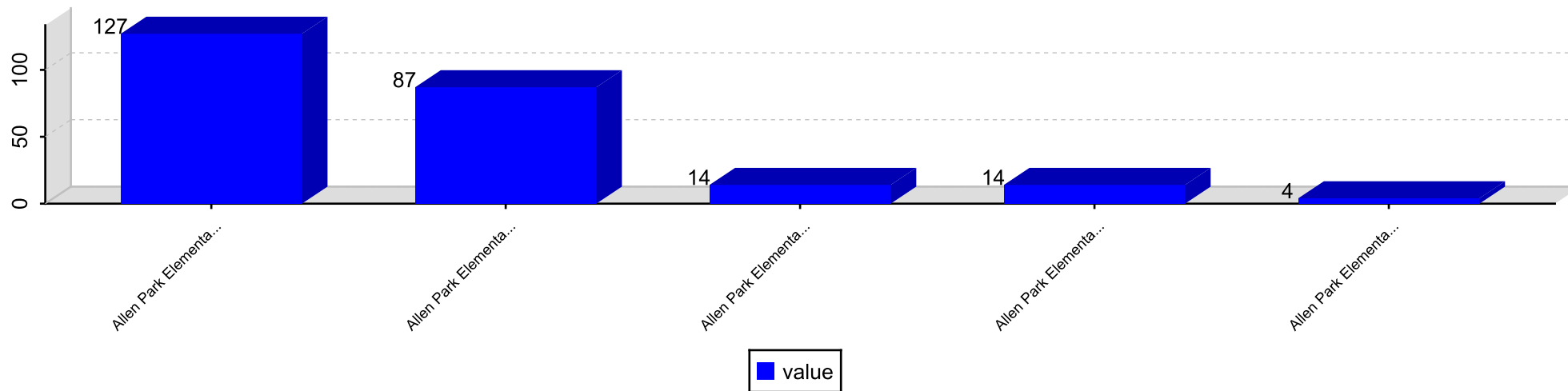
Responses By Question

Question 10. All of my child's teachers provide an equitable curriculum that meets his/her learning needs.



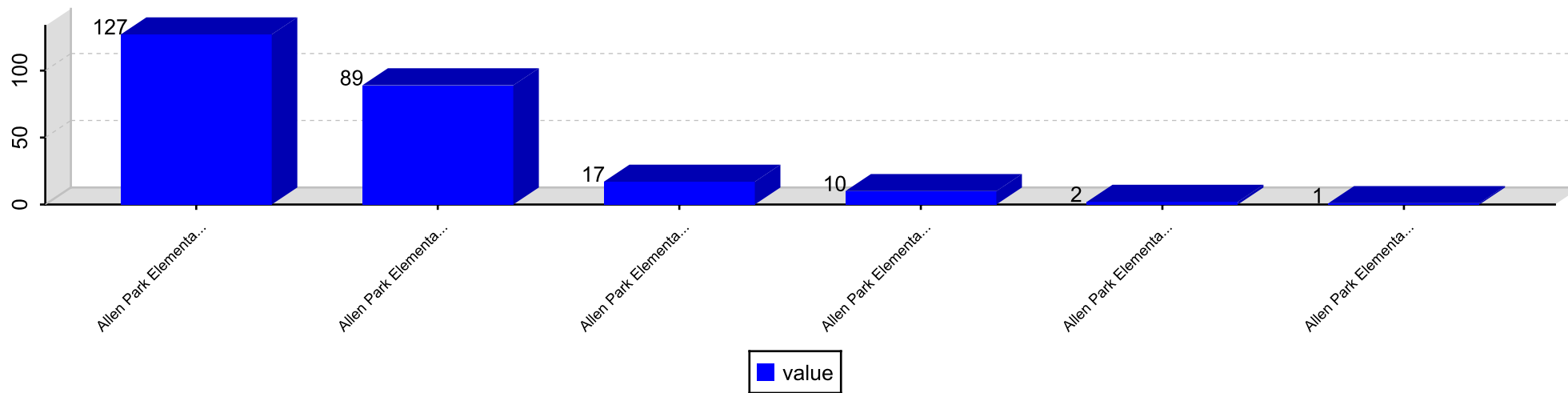
Question 11. All of my child's teachers give work that challenges my child.

Overall Responses By Question

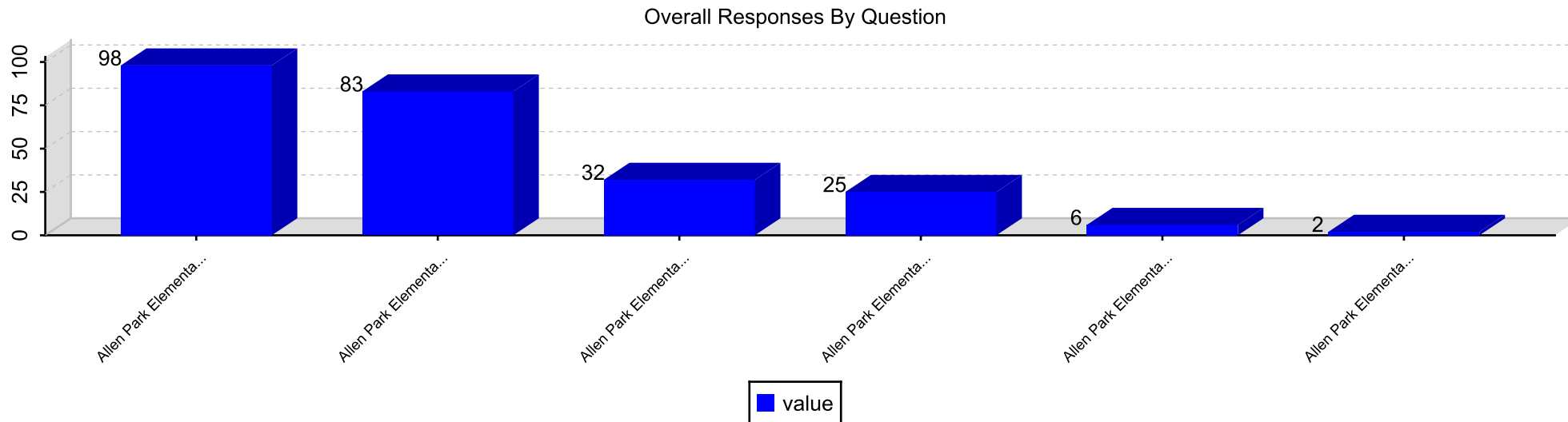


Question 12. All of my child's teachers use a variety of teaching strategies and learning activities.

Overall Responses By Question

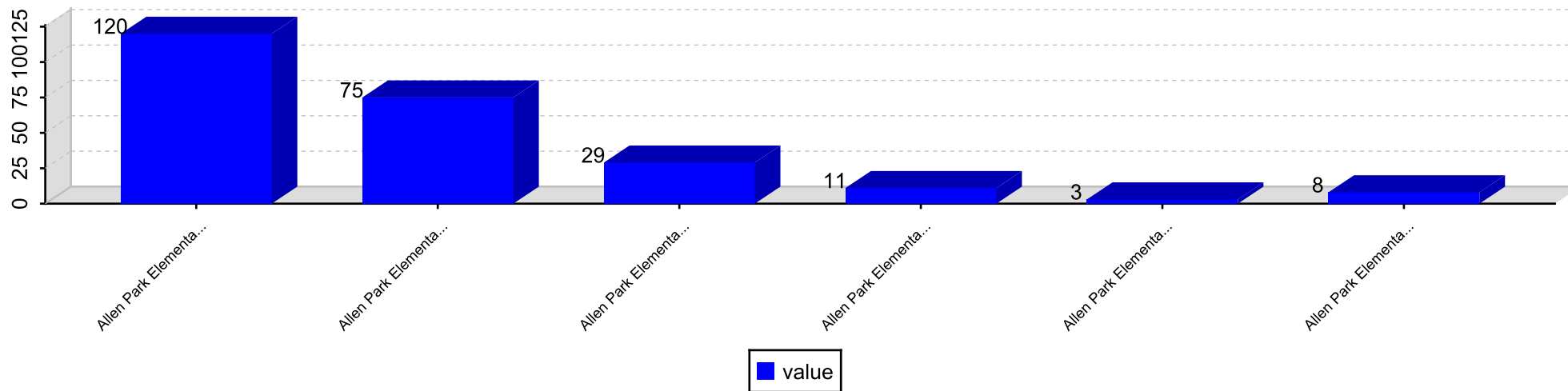


Question 13. All of my child's teachers meet his/her learning needs by individualizing instruction.



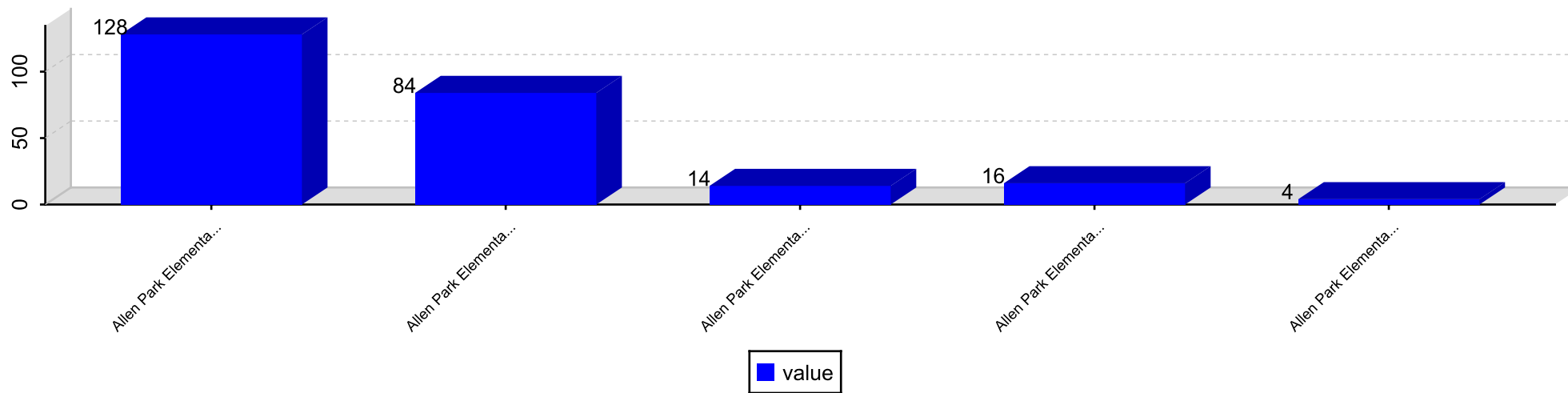
Question 14. All of my child's teachers work as a team to help my child learn.

Overall Responses By Question



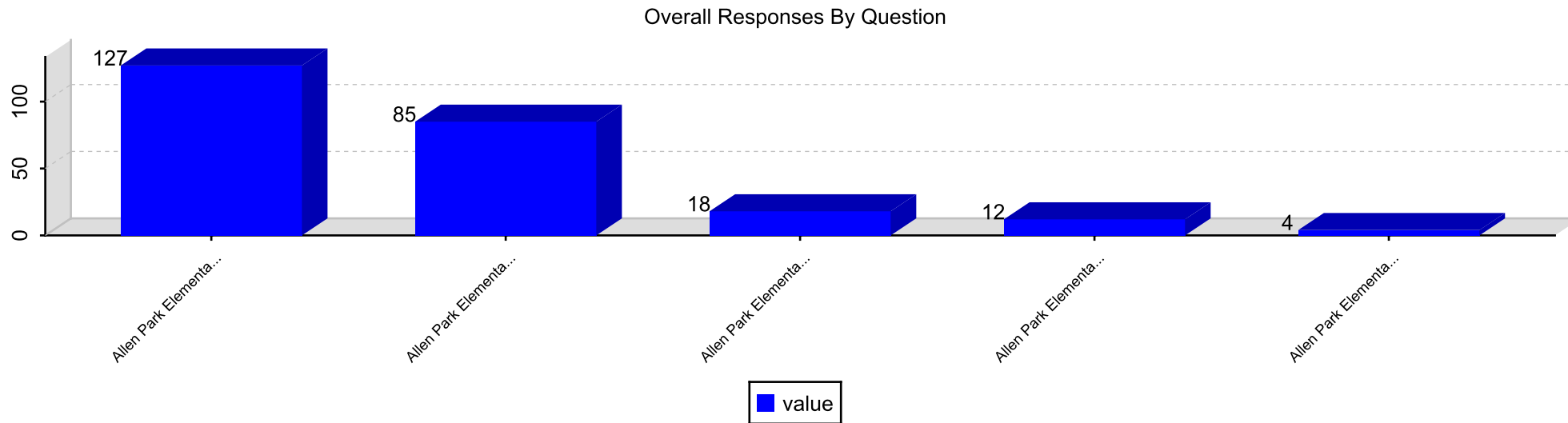
Question 15. All of my child's teachers help me to understand my child's progress.

Overall Responses By Question



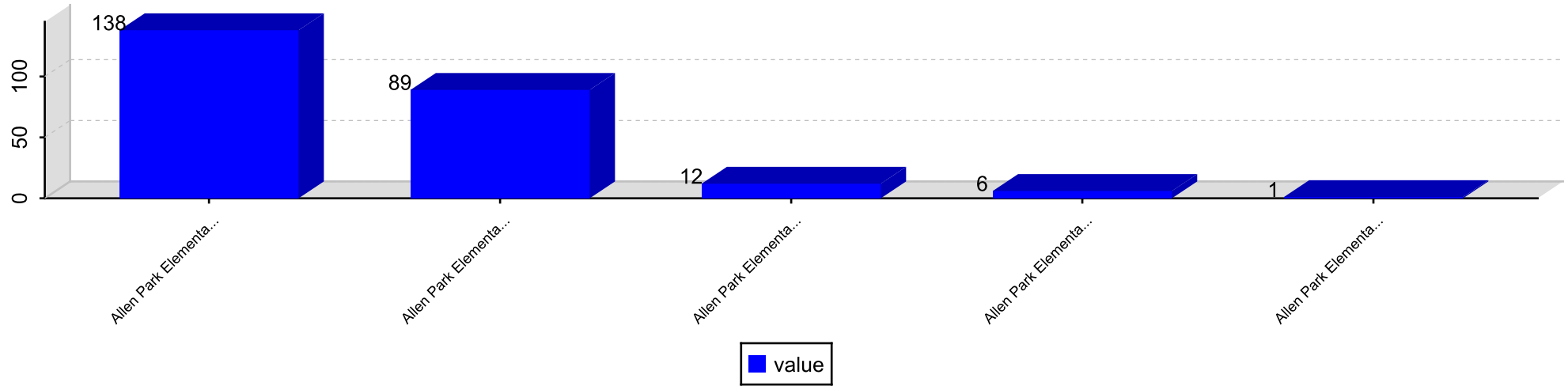


Question 16. All of my child's teachers keep me informed regularly of how my child is being graded.



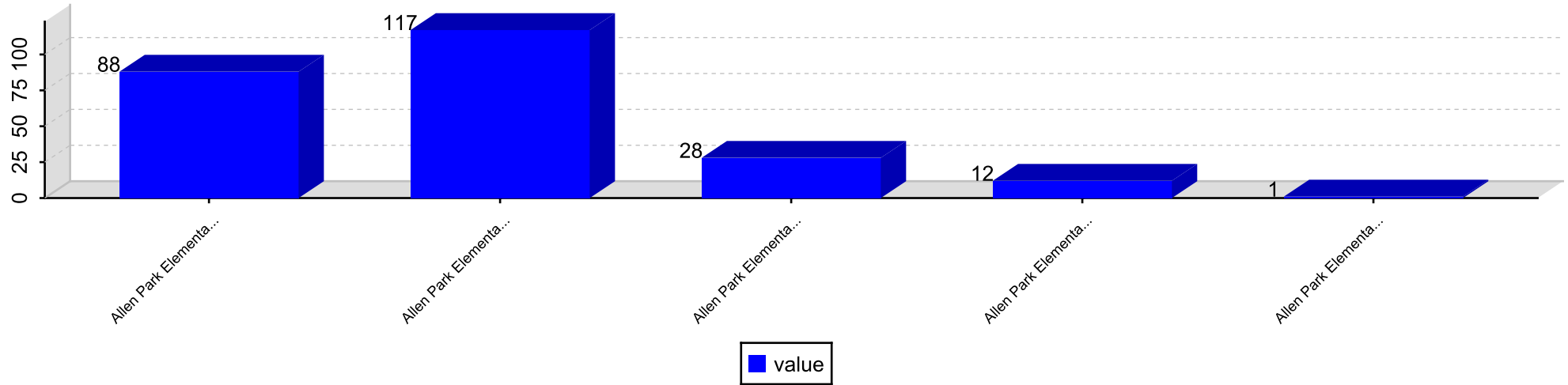
Question 17. All of my child's teachers report on my child's progress in easy to understand language.

Overall Responses By Question

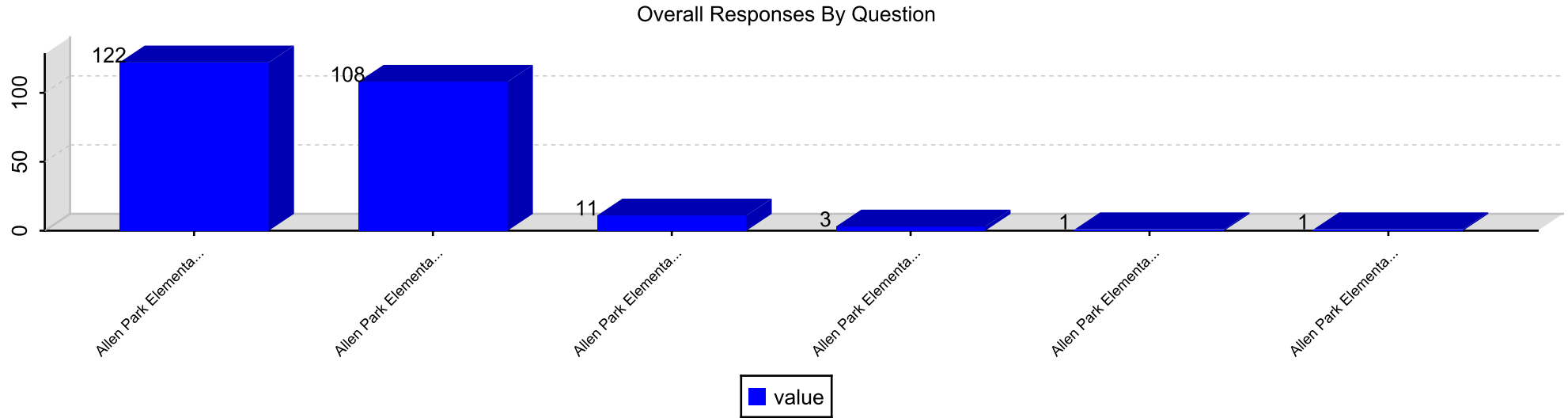


Question 18. My child sees a relationship between what is being taught and his/her everyday life.

Overall Responses By Question

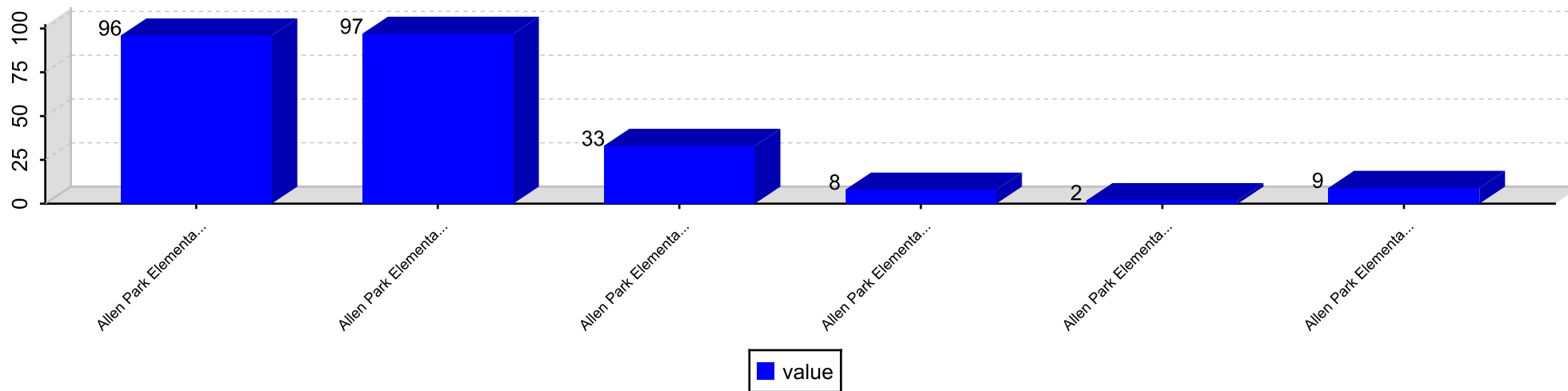


Question 19. My child knows the expectations for learning in all classes.



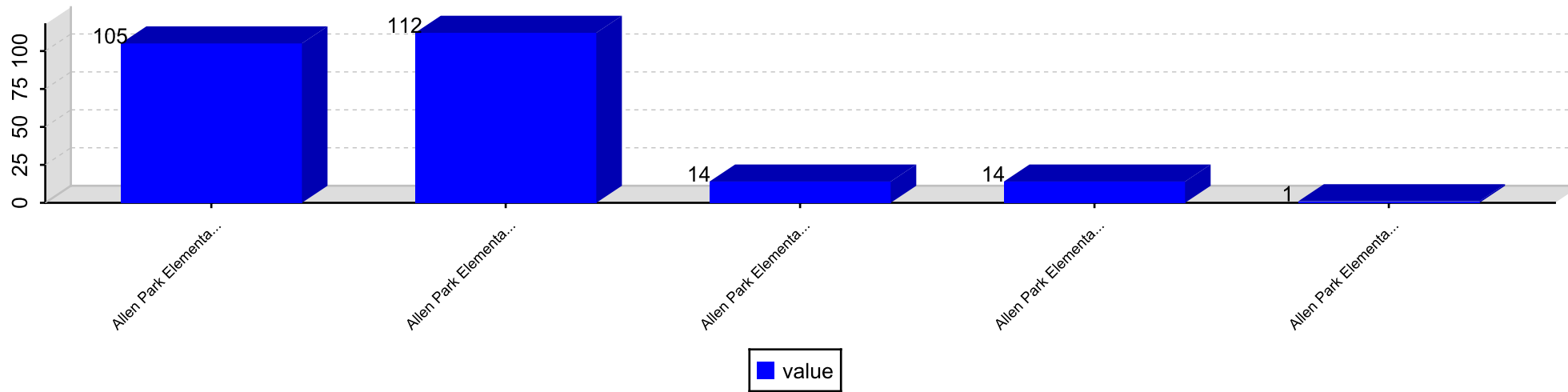
Question 20. My child has at least one adult advocate in the school.

Overall Responses By Question

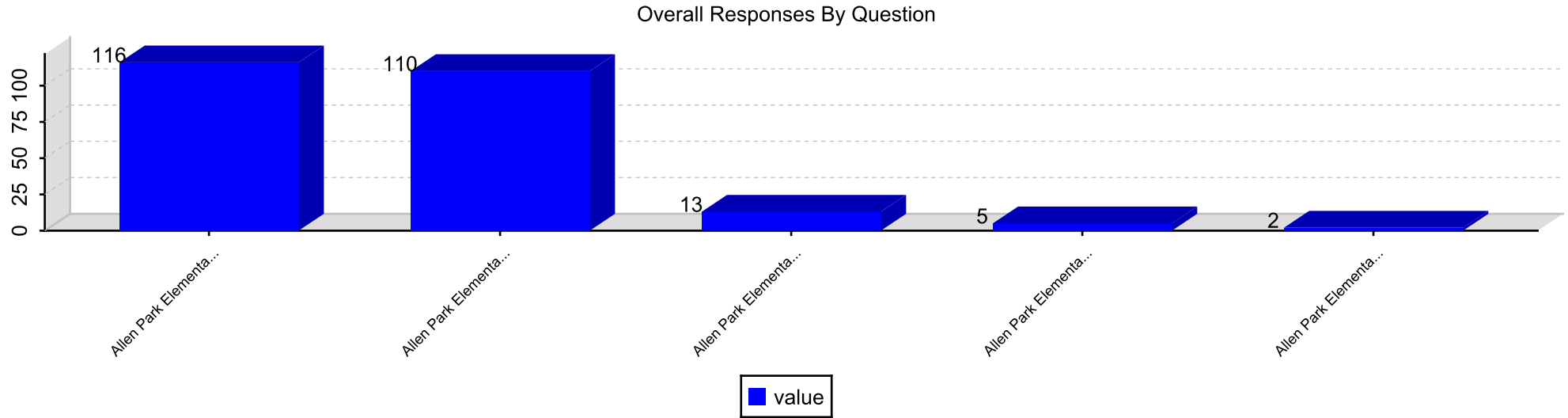


Question 21. My child is given multiple assessments to measure his/her understanding of what was taught.

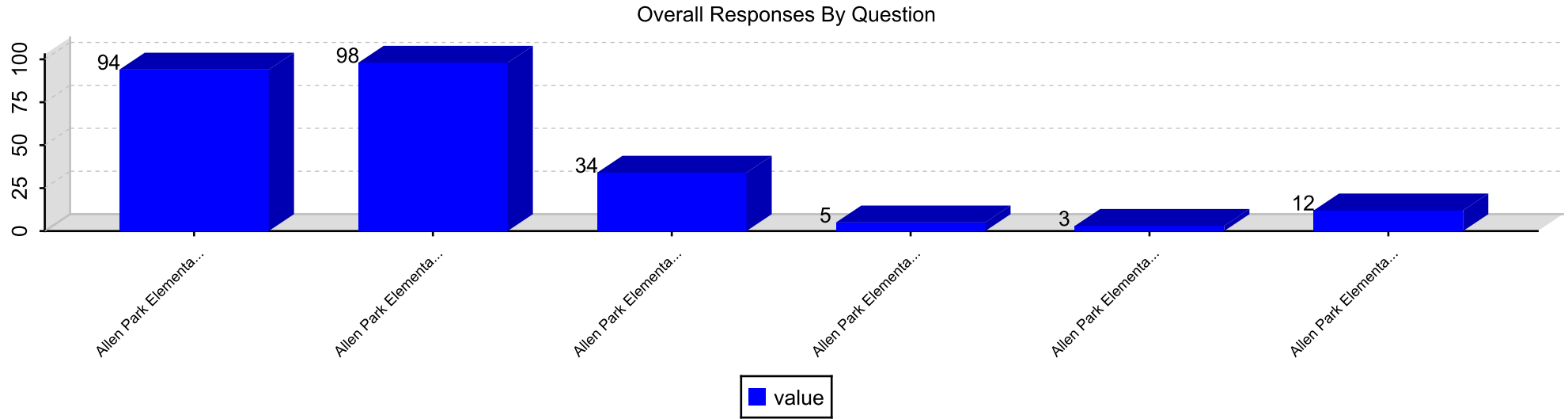
Overall Responses By Question



Question 22. My child has up-to-date computers and other technology to learn.



Question 23. My child has access to support services based on his/her identified needs.

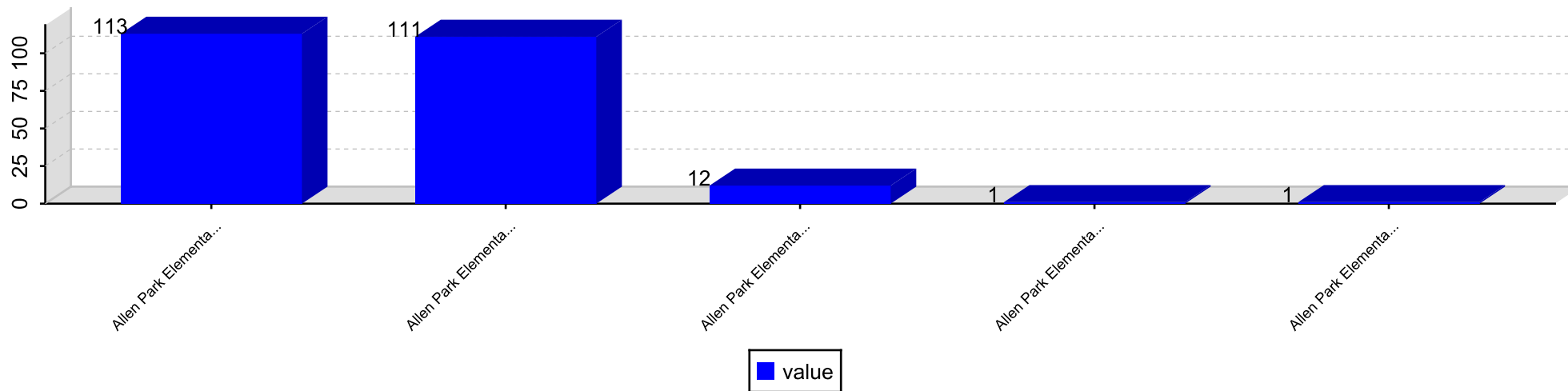


Section: Resources and Support Systems

**Responses By Question**

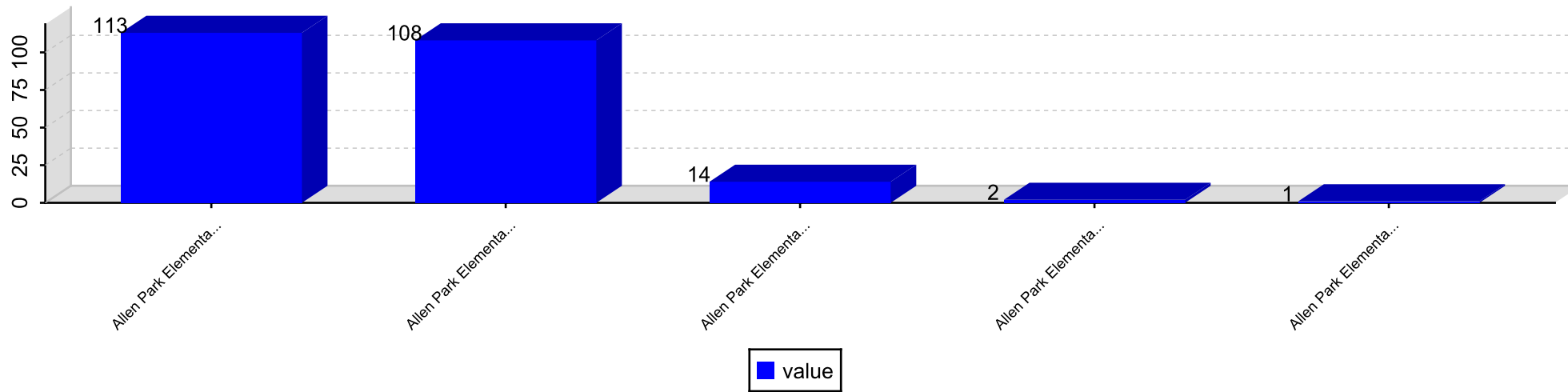
Question 24. Our school provides qualified staff members to support student learning.

Overall Responses By Question

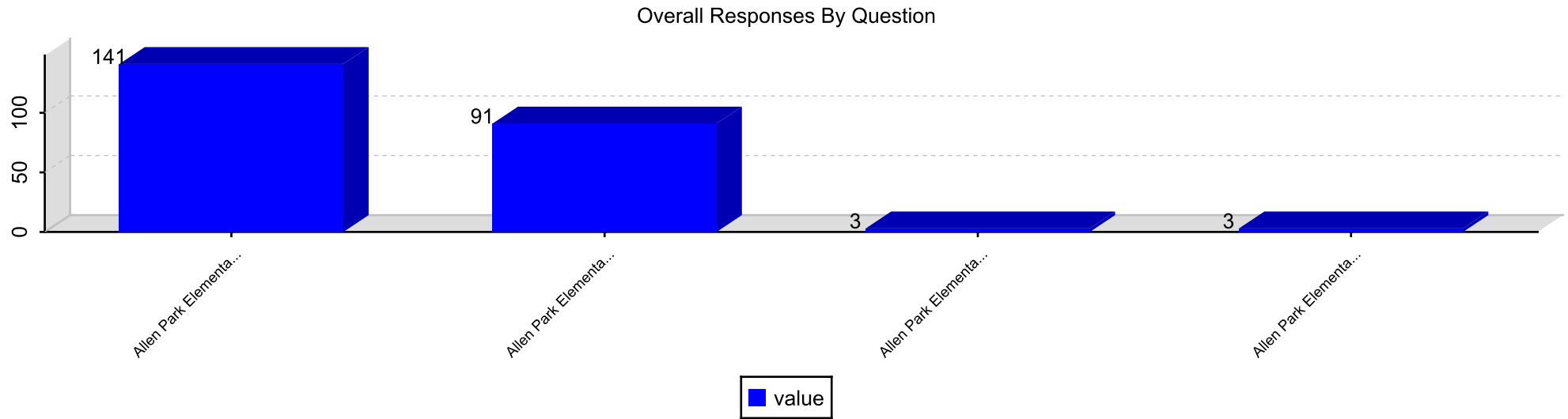


Question 25. Our school provides an adequate supply of learning resources that are current and in good condition.

Overall Responses By Question



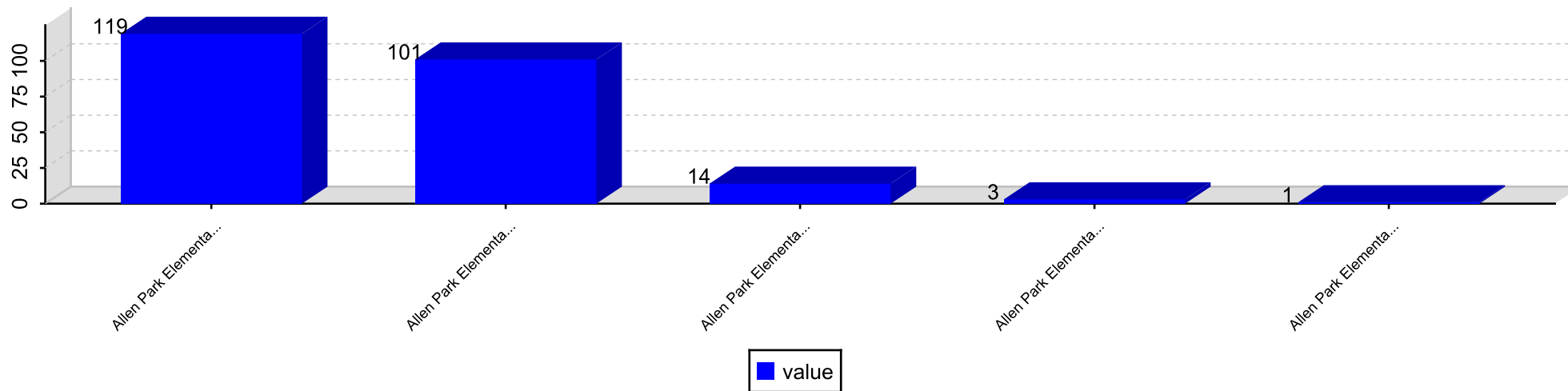
Question 26. Our school provides a safe learning environment.



Question 27. Our school provides students with access to a variety of information resources to support their learning.

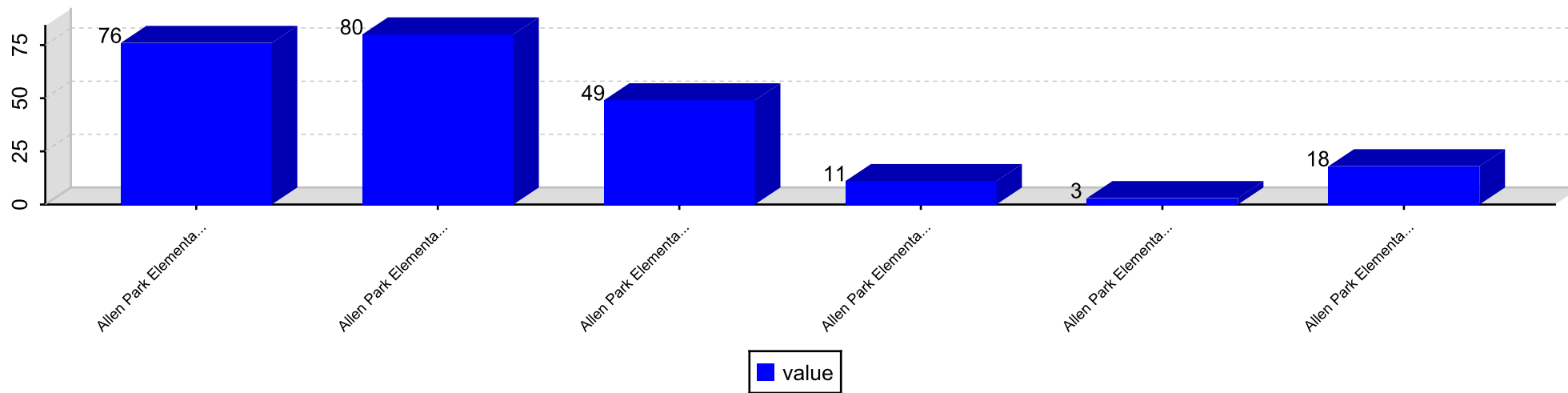


Overall Responses By Question

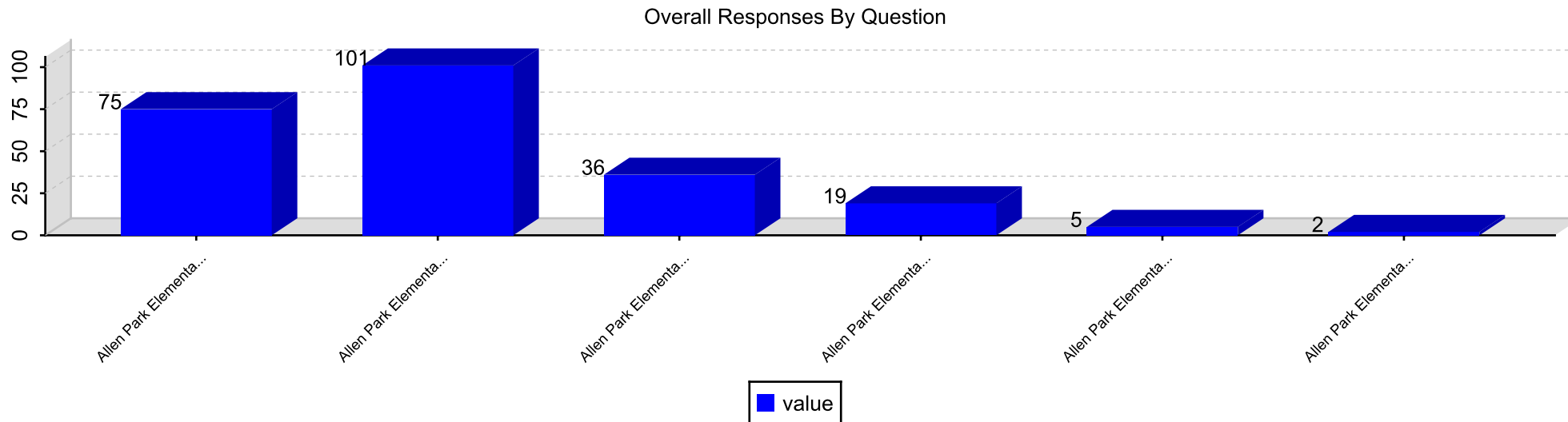


Question 28. Our school provides excellent support services (e.g., counseling, and/or career planning).

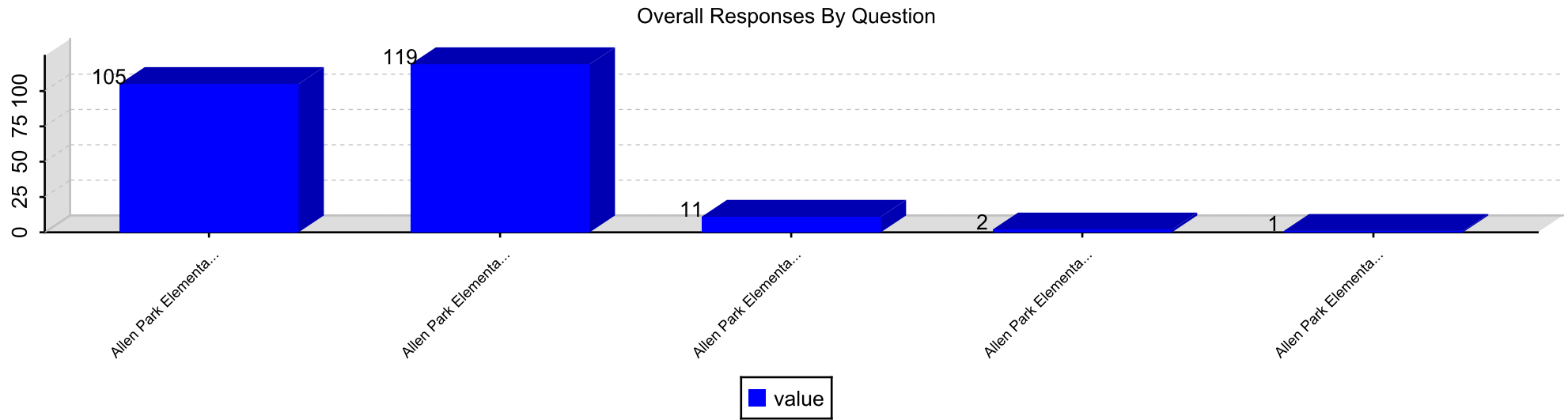
Overall Responses By Question



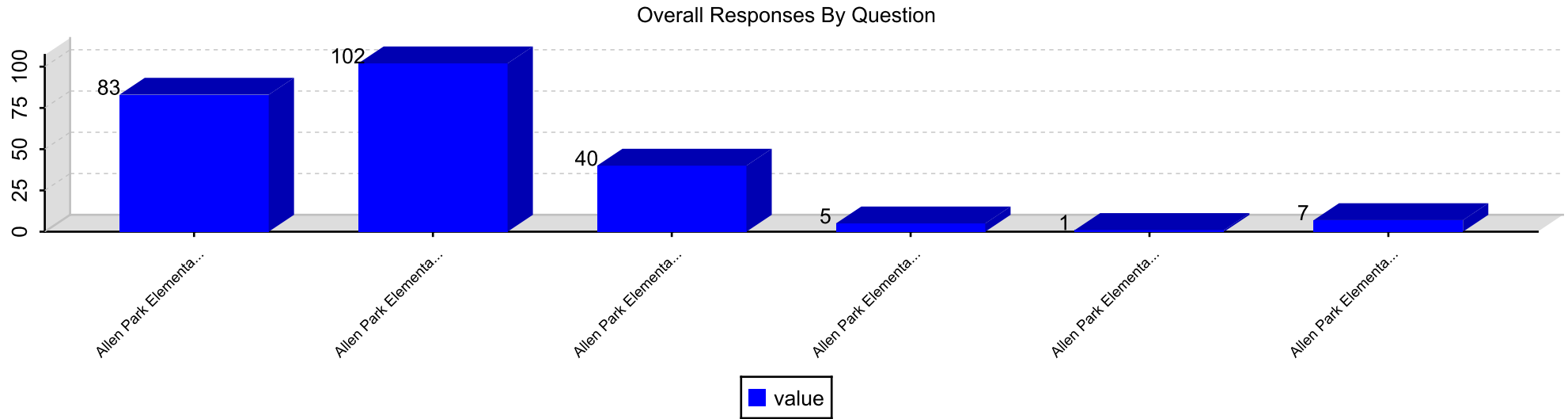
Question 29. Our school provides opportunities for students to participate in activities that interest them.



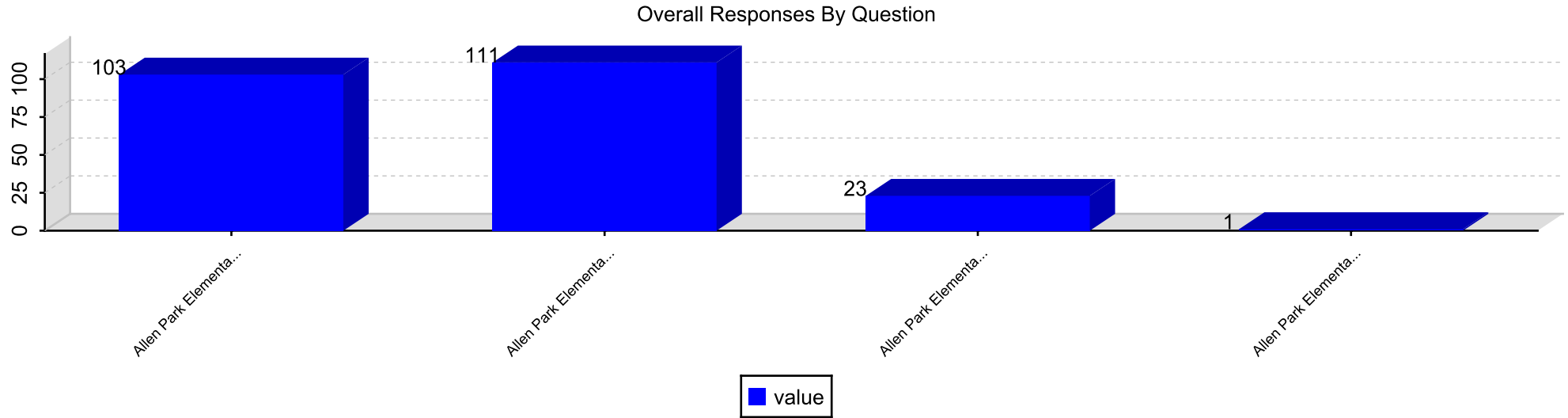
Question 30. Our school ensures that the facilities support student learning.



Question 31. Our school ensures the effective use of financial resources.



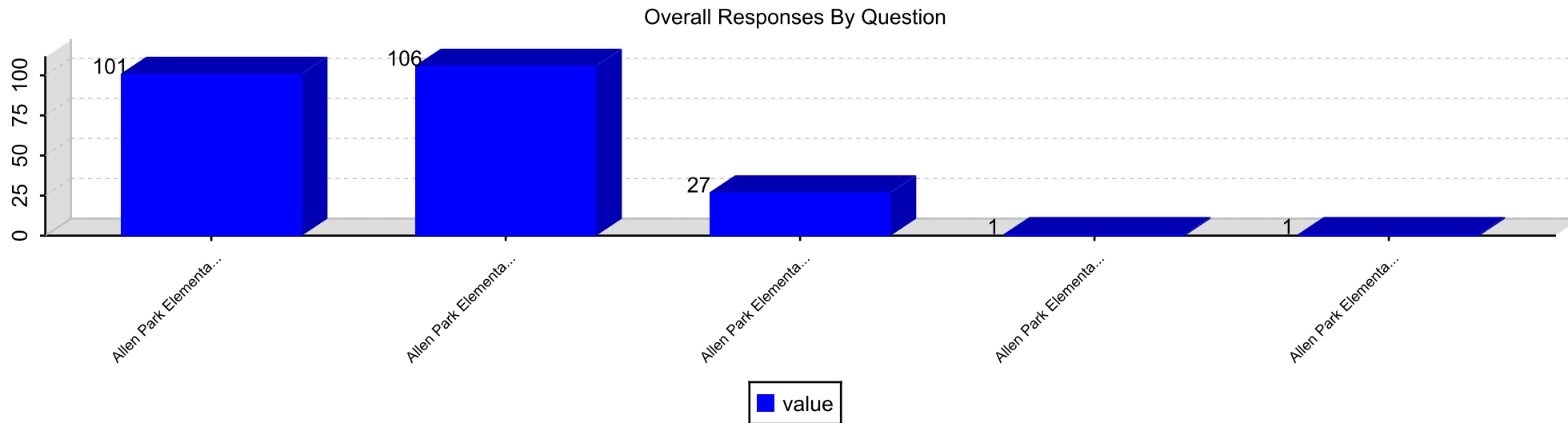
Question 32. Our school ensures that instructional time is protected and interruptions are minimized.



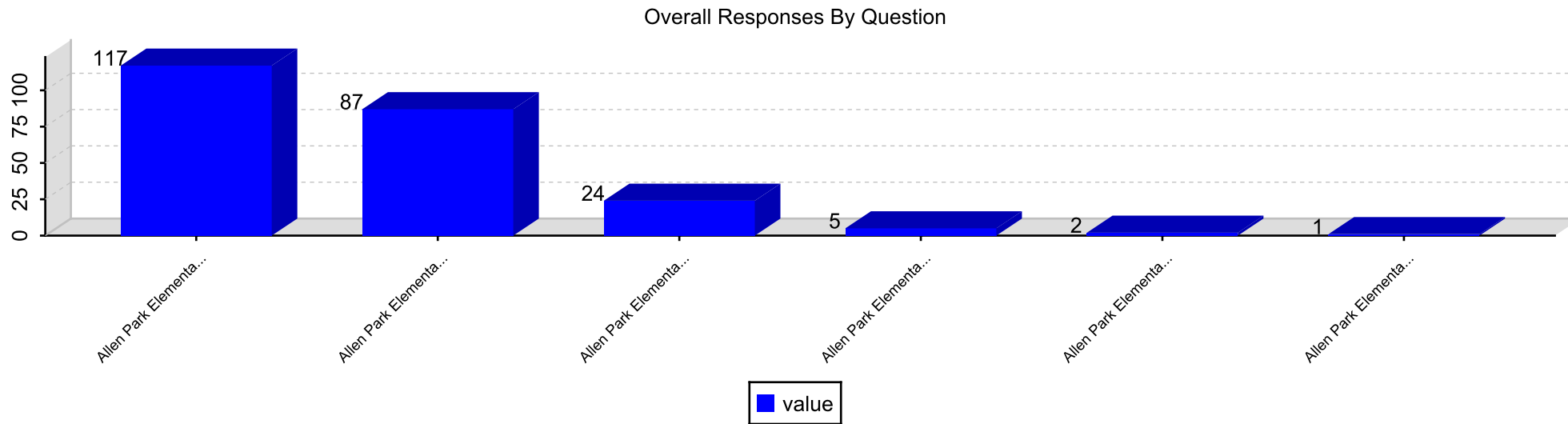
Section: Using Results for Continuous Improvement

**Responses By Question**

Question 33. Our school ensures that all staff members monitor and report the achievement of school goals.



Question 34. My child is prepared for success in the next school year.



Question 35. My child has administrators and teachers that monitor and inform me of his/her learning progress.

